



PHONE: 306-242-1033

FAX: 306-242-6466


2717 CLEVELAND AVENUE SASKATOON SK S7K 3R2

CUSTOMERSERVICE@ANSTEYHATCHERY.CA

www.ansteyhatchery.ca



Anstey Hatchery



@ansteyhatchery





Dear poultry enthusiast,

To you, our customer, thank you for your continued support of our Canadian family-run hatchery. We could not have done it without you!

Demand for the 6 new breeds introduced last year was beyond our expectations! We apologize if you were unable to get your preferred breed and appreciate your flexibility in your choices. The local breeder farm we work with has been able to place more breeders to ensure more egg availability. More eggs mean more chicks for you! To ensure you get your preferred breeds, it is recommended to order early to maximize your choice of dates. Orders will open in January – check out our social media or online at ansteyhatchery.ca for the dates!

You have been asking for Guineas. They will be available to you for the 2025 season. Guinea fowls are a fantastic addition to your backyard flock! They are fantastic watchdogs; providing excellent pest control, eating a wide range of bugs (including ticks), they are low maintenance and fun entertainment. Send us pictures of your success!

We are proud to be Canadian. We buy local eggs which support our local farmers. These farmers take great pride in the quality of their birds and the conditions in which they are raised. We thank our farmers for the work and care they give to produce top quality hatching eggs for the hatchery.

Wishing you all the best this year, let us know if you have any questions!

The Anstey Hatchery Team



Anstey's Guarantee To Our Customers

IMPORTANT

1. 100% live arrival is guaranteed provided shipment is checked when received and any loss is noted in a report signed by the transporter or the agent (do not include extras). Notification to be given within 24 hours.
2. We will credit any *loss occurring within 2 weeks of shipment of day-old chicks without question, **providing** the loss livability report is returned to us within 3 weeks of shipment. *Loss over 10% of any one breed must be accompanied by a veterinary report indicating that the loss was a result of poor quality of chicks provided. Does not include extras. Dual purpose and heritage 'Packages' are considered one breed when calculating the 10%.
3. We guarantee 85% accuracy of sexed orders. Unsexed orders are shipped as they come from the incubator. The ratio in smaller orders of chicks often tends to be uneven and we cannot be responsible for rooster to hen ratio on unsexed orders.
4. We cannot guarantee that all the Heritage Breeds conform to their breed standards. Nor can we guarantee the ratio of males to females. Heritage breeds are sold straight run only!
5. In all cases we will only be responsible to the extent of the invoiced price of the chicks or poults to the original purchaser only. **Split orders between customers do not qualify for our guarantee.** We will not be liable for any consequential or incidental damages.
6. We warrant that the poultry described in the order will be in good condition, so far as can reasonably be determined, at the time of delivery by us. Established flock control, egg selection, production, and handling methods (including established sanitary and disease control standards) generally accepted in the industry, are in place. It is understood, agreed and considered reasonable that THERE ARE NO WARRANTIES, EXPRESSED OR IMPLIED, WITH RESPECT TO THE POULTRY OTHER THAN THOSE SPECIFICALLY STATED IN THIS AGREEMENT, AND SELLER SPECIFICALLY DISCLAIMS ANY WARRANT OF MERCHANTABILITY OR FITNESS OF THE POULTRY.
7. By acceptance of the poultry, the buyer acknowledges that the limitations and disclaimers herein set forth are conditions of the sale, and constitute the entire agreement between the parties regarding warranty or other liabilities and the remedy therefore.
8. The purchaser or agent is required to examine the birds and must report any mortalities or other problems to the Hatchery prior to leaving the point of pickup.
9. All orders are F.O.B. at the hatchery.



PREPARING YOUR BROODER ROOM

- ***BEFORE YOUR CHICKS ARRIVE:** * *At least a week before your chicks arrive*, not the night before, prepare your coop. Thoroughly clean and disinfect your brooder area from top to bottom, including all feeders, waterers and brooder lamps, all the equipment, walls, ceiling and floor. We recommend VIRKON for disinfecting. Allow the area to dry completely to avoid mold.
- ***PRE-WARM THE AREA FOR AT LEAST 24-48 HOURS BEFORE THE CHICKS ARRIVE!** Check the temperature at chick height. Check for cold spots and drafts and eliminate drafts by repairing windows and doors. Plastic is no substitute for insulation! Do not seal off all air flow either. Good ventilation is essential for a dry brooder house and healthy chicks! Ensure area surrounding your brooder is also warm - around 75°F/24°C. Check that all your equipment is ready and working. Night-time lows can be deceiving; using a high-low thermometer will eliminate a lot of heartache by enabling you to check the night-time temperatures.
- *Use an absorbent bedding like wood shavings least 2 - 4 inches thick, not packed down. **DO NOT USE NEWSPAPER!** Make the surface as level as possible especially for turkeys who may fall into a dip and not be able to right themselves.
- *Put out the feed but hold off on putting the water out until just before the chicks arrive. The water needs to be room temperature so the chicks do not climb into it. Feed and water must be within the comfort zone of the chicks and available for the chicks at all times. Clean waterers daily and place them on slatted or wire platforms so birds will be kept away from the wet floor. A good crumble, not pellets or mash, will encourage uniform distribution of nutrients and give the chicks a good start. If you are adding anything to their water be sure to mix it fresh daily.
- *Feed 20% - 23% protein chick starter for 3 weeks for broilers, 8 weeks for layers. Turkeys should get a 25% turkey starter for 8 weeks. Then change to a 16% - 20% protein grower. This can be mash or crumbles. During the growing period, unvaccinated chicks should have a coccidiostat in the feed. If mixing your own feed, be sure to use a poultry supplement concentrate. Do not dilute a complete feed.


BROODER SET UP

Set up your equipment as shown in the picture.

- > Use 18" cardboard brooder guard to make a circle that provides approximately 0.5 sq. ft./chick. Use 20 ft of brooder guard for 50 birds; 25 ft for 100 birds; 30 ft for 150 birds; and 35 ft for 200 birds.
- > Use one, 250W red heat bulb for every 50 birds; ensuring that you have a safe and reliable power source. A 4-bulb brooder with a thermostat is best, since it can be adjusted to regulate the temperature. Turn more bulbs on as required to maintain the temperature. *Provide a back up heater as necessary.*
- > Start your heat lamps 18" from the floor. Use two, 24" feeders and one, 1 Gal fount for every 50 birds. The chicks should not require the brooder guard after 7 - 10 days.
- > The area allowed for the chicks should be increased after 2 weeks by 50% and further after four weeks.

Pay special attention to the TEMPERATURE! Ambient or room temperature should be maintained at 24°C (75°F) for 24 hour temperature control and avoiding those nasty night time lows!

Here is a very simple, yet complete set up in which to start out your baby chicks



BROILERS/CORNISH ROCK GIANTS

Over the last 36 years the broiler has become an exceptionally fast growing bird. As nice as it is to get meat in the freezer quickly, the speed of growth has brought its own set of problems. These fast-growing birds tend to be susceptible to leg problems, heart attacks and ascites (heart valve failure leading to a fluid filled abdomen). Following our suggestions will minimize these problems.

- > Keep chicks warm and in a small area to start; early chilling, overheating, or huddling will cause continued problems later. Start your chicks at 32°C (90°F) measured furthest from the heat source in the brooding area at chick height. Ventilation is important from the first day. Add heat lamps if necessary but do not seal up your brooder so that air supply is completely cut off. Increase ventilation as chicks get older. The air should feel dry, not musty.
- > Feed 20% chick starter for 3 weeks; then switch to a 16% grower during the fourth week. Allow 1 kg of starter per broiler before switching to grower. Well balanced chop may be used from the 6th week. Grains need to be fed with the addition of a poultry supplement!
- > For the first 4 - 5 days; provide 23 hours of light. Start reducing the hours of light by ½ hour per day until birds receive 8 - 10 hours of dim light (you should just be able to read a newspaper). A time clock that will allow 8 - 10 hours of growing time is ideal. If a black out situation is not possible, then be sure the birds clean out their feeders before refilling. Going too long without food may result in them eating the bedding material.
- > Once the birds are a week old, you should start to move the feeders and waterers further apart from one another. Do this a bit at a time until they are at least 4 - 5 feet apart. As your birds grow be sure that they have plenty of room to move around.



GIANT CORNISH CROSS



- Capable of converting 1 lb of meat on less than 2 lbs of feed
- Rapid growth results in broad breasted birds with meaty thighs
- Cockerels can be grown to 8 - 10 lbs live weight in 10 - 12 weeks
- Hens can be grown to 5 - 6 lbs live weight in 6 - 8 weeks
- Outstanding fryers at 6 weeks

Recommended Feeding:

Day 1 to week 3: 20% Protein Commercial Chick Starter
(Medicated unless you have had your birds vaccinated against Coccidiosis.)

Week 3 onwards: 16% Chick Grower.
(Mix starter and grower gradually over a week.)

You may put them on finisher or a homemade chop for the last 2 weeks before processing. Be sure they do not receive any medication for the 2 weeks prior to processing. (See page 14 for making your own feed)

Note: Meat birds cannot attain proper weights on a diet solely consisting of farm grains and scraps. Always add protein supplement to farm grains or feed a recommended complete feed.

A Cornish game hen is a female broiler! We send you only the sexed hens, which develop a good breast finish.
A Cornish hen is grown in just 4 - 5 weeks and butchered at 2½ lbs live weight.

GIANT CORNISH CROSS

Unsexed Each:	1-24:\$4.65	25-49:\$3.65	50-99:\$3.50	100+:\$3.40
Pullets /Cornish Game Hen Each:	1-24:\$5.25	25-49:\$4.25	50-99:\$4.10	100+:\$4.00
Cockerels Each:	1-24:\$4.95	25-49:\$3.95	50-99:\$3.80	100+:\$3.70

WESTERN RUSTIC



- Great alternative to the Giant Cornish Cross
- Slower growing birds ideal for backyard flocks
- Hardy and resistant to disease
- Known for excellent strong yellow legs
- Yellowish skin and beautiful mottled coloring
- 5.5 lbs live weight at 9 weeks of age
- Produces flavourful quality meat

WESTERN RUSTIC

Unsexed only	1-24:\$6.45	25-49:\$5.45	50-99:\$5.30	100+:\$5.20
--------------	-------------	--------------	--------------	-------------



HYBRID LAYERS

Hybrids require 18% layer ration to maintain vigor and to avoid picking, egg eating and cannibalism!

To bring out the best in your Hybrid layers use a lighting schedule as outlined below:

- 1.) Start your chicks with 23 hours of light.
- 2.) At 3 days of age, start reducing the number of hours of light by one hour every 2 - 3 days until down to 10 hours.
- 3.) At 14 days, reduce the light intensity. Dim to just being able to read a newspaper. Grow to 19 weeks on 10 hours of dim light.
- 4.) At 19 weeks, start to increase light by 1 hour per week for 2 weeks, then ½ hour per week until you have reached 15 hours of light.

NOTE: If you are raising spring chicks on natural light in the summer, when it comes to fall, increase their light by ½ hour per week until 15 hours in reached.

Winter light reduction, quality of food and lack of water or cold temperatures may prevent your hens from coming into lay, or result in your older hens going into molt (shedding their feathers and cease laying). If this occurs, go back to the lighting program recommended and start again.

WHITE EGG LAYERS



- High peak performance
- Large white eggs with superior shell quality
- Best feed conversion in the industry
- Improved quiet disposition
- Long production cycle
- Bred for disease resistance
- Able to adapt to most conditions

WHITE EGG LAYERS

Unsexed: Each	1-24 \$4.10	25-49 \$3.10	50-99 \$2.95	100+ \$2.85
Pullets: Each	1-24 \$5.79	25-49 \$4.79	50-99 \$4.64	100+ \$4.54
Cockerels:Each	1-24 \$2.52	25-49 \$1.52	50-99 \$1.37	100+ \$1.27

BROWN EGG LAYERS

- Produces large rich brown colored eggs with strong shells
- Easy to raise and quiet birds with a very calm disposition
- Hardy for variable climates
- Very clean birds laying early in the day for easy egg collection
- Beautiful reddish-brown and white feathering

BROWN EGG LAYERS

Unsexed: Each	1-24 \$4.81	25-49 \$3.81	50-99 \$3.66	100+ \$3.56
Pullets: Each	1-24 \$6.04	25-49 \$5.04	50-99 \$4.89	100+ \$4.79
Cockerels:Each	1-24 \$3.69	25-49 \$2.69	50-99 \$2.54	100+ \$2.44



Growing your own layers?

We strongly recommend you have your layer chicks vaccinated against Marek's Disease.

CLASSIC TRADITIONAL BREEDS



BARRED PLYMOUTH ROCK

- One of the oldest breeds
- Produces up to 300 eggs a year
- Easy to raise and winter hardy
- Tasty, fat free birds



COLUMBIAN ROCK

- Heaviest of the traditional breeds
- Calm disposition and friendly personality
- Lean and tasty meat
- High quality brown eggs
- Winter hardy breed

RHODE ISLAND RED

- Quality rich dark brown eggs
- Excellent, all around hardy bird
- Deep red in colour
- High quality meat production



		BARRED PLYMOUTH ROCK	COLUMBIAN ROCK	RHODE ISLAND RED	
Price per chick, per sex, per breed:					
Unsexed :	Each	1-24:\$5.87	25-49:\$4.87	50-99:\$4.72	100+:\$4.62
Pullets :	Each	1-24:\$7.44	25-49:\$6.44	50-99:\$6.29	100+:\$6.19
Cockerels:	Each	1-24:\$4.41	25-49:\$3.41	50-99:\$3.26	100+:\$3.16

DUAL PURPOSE

RED ROCK CROSS

- High breed vigor
- Excellent egg and meat production
- Pullets are black with golden neck
- Rooster are mottled black/white
- Pullets are 5.5 lbs
- Roosters 6.5 lbs



RED SUSSEX CROSS

- Hardy and great for backyard flocks
- Large red pullet produces quality brown eggs
- Roosters are white with contrast feathering
- Pullets are 5.5 lbs, roosters are 6.5 lbs

		RED SUSSEX	RED ROCK		
Price per chick, per sex, per breed:					
Unsexed:	Each	1-24:\$5.11	25-49:\$4.11	50-99:\$3.96	100+:\$3.86
Pullet:	Each	1-24:\$6.44	25-49:\$5.44	50-99:\$5.29	100+:\$5.19
Cockerels:	Each	1-24:\$3.90	25-49:\$2.90	50-99:\$2.75	100+:\$2.65

DUAL PURPOSE PACKAGES - MINIMUM 25 CHICKS.

THESE WILL BE AN ASSORTMENT CONSISTING OF ONE OR MORE BREEDS WHICH HAVE NOT BEEN SOLD AS SPECIFIC BREED.

HATCHERY SELECTION FOR DISCOUNTED PRICE

Unsexed:	Each	25-49:\$3.71	50-99:\$3.56	100+:\$3.46
Pullet:	Each	25-49:\$5.04	50-99:\$4.89	100+:\$4.79
Cockerels:	Each	25-49:\$2.50	50-99:\$2.35	100+:\$2.25

Additional charges may apply if a confirmed order is changed or cancelled

HERITAGE BREEDS - STANDARD


ALL HERITAGE BREEDS ARE SOLD AS UNSEXED

Heritage breeds have been selected for their uniformity, rate of lay, docile temperament and utilization as a good lean meat alternative, as well as tolerance of the Canadian climate. Given the chance, they will not only all set, but will be with you for many years! We are unfortunately unable to sex these birds so we cannot be responsible for the rooster to hen ratio. The more you order of a breed the better the chance of balanced numbers.

Our vaccinated purebred parent stock produces excellent quality, lively chicks. You can be sure that your chicks are strong and healthy.

This stock has variable breed uniformity, therefore not considered show quality.

Minimum to ship - for warmth, is 25 Chicks



AMERAUCANAS

- American version with tail feathers
- Not as big as other breeds
- Known for their high quality blue eggs
- Multicoloured and extremely hard
- Resistant to both heat and cold



BIELEFELDER

- Newer breed known as a "gentle giant"
- First appeared in the USA in 2011
- Great cold tolerance
- Friendly and calm
- Produces large brown eggs



BLACK AUSTRALORP

- Australian equivalent to the Orpington
- Docile despite dominant black colour
- Appealing round bodies
- Upright 5 point comb
- Excellent dual purpose bird



BLUE ANDALUSIANS

- Originally from Spain
- Small, active, closely feathered birds
- Tend to be noisy and rarely go broody
- Tolerate heat better than cold
- Needs shade to retreat to when too hot or humid



BUFF ORPINGTON

- Broad, smooth feathers on large body
- Docile breed with excellent temperament
- Affectionate and enjoy human contact
- Hardy winter birds
- Beautiful pale meat
- Top class dual purpose bird
- Good layer of large brown eggs

HERITAGE BREEDS - STANDARD



COPPER MARANS

- One of six recognized Maran breeds in 1932
- Fantastic brown egg layers
- Non-aggressive and great at foraging
- Hens tend to go broody and are good mothers



CUCKOO MARANS


- Developed in France during the mid 1800's
- Excellent dual purpose bird
- Black and white feather pattern
- Typically calm and easy to train
- Hens are broody and attentive mothers

NOTE: Maran eggs, often called "chocolate eggs", range in color from lighter shades of brown to extremely dark brown, some may even present with speckles while others may be more uniform in coloring. The specific color and intensity of brown varies among individual hens due to the parent bird and individual genetic variation.



GOLDEN LACED WYANDOTTE

- Great layers of medium-sized brown eggs
- Tendency to be broody
- Strong personalities but docile
- Very cold hearty with dense feathering
- Gorgeous combination of rich lace with greenish-black feathering



LAVENDER ORPINGTON

- Known to be curious, docile and intelligent
- Winter Hardy
- Large yet compact body
- Good layers of light brown eggs
- Can be broody and will sit on any egg

HERITAGE BREEDS - BANTAM

SOLD AS UNSEXED ONLY

All bantams are very sensitive to temperature - especially for the first 2 weeks. Their tiny bodies cannot hold the body heat like a Giant Cornish Cross. TLC must be provided and constant monitoring for the first 48 hours. We recommend **Turkey starter** for the first 8 weeks.



GOLDEN LACED COCHIN

- Heavily feathered down the shanks and toes
- Appear much larger than they are
- Require little space
- Very gentle breed
- Excellent setters
- Beautiful laced feathering
- Layers of small brown eggs

**95°F/35°C
required for
starting these
breeds**



WHITE SILKIES

- Known for their unusual black skin and hair-like plumage
- Fifth toes on each foot and blue earlobes
- Excellent setters and attentive mothers
- Friendly and more cuddly than most breeds
- Quietest of the Silkies

HERITAGE BREEDS & PACKAGES

ALL HERITAGE BIRDS ARE SOLD UNSEXED ONLY

We will do our best to give you a good selection of breeds in your packages, but we cannot guarantee that you will get all the breeds or guarantee show quality.

HOW TO ORDER

YOUR CHOICE: * Price per chick per breed*

You may order: Ameraucana; Bielefelder; Black Australorp; Blue Andalusian; Buff Orpington; Copper Maran; Cuckoo Maran; Golden Laced Wyandotte; Lavender Orpington; Golden Laced Cochin Bantam; White Silkie Bantam;

1-5:\$17.32 each 6-14:\$11.67 each 15-24:\$10.17 each 25+:\$9.17 each

PACKAGES: *Hatchery selection*

Hatchery selection of one or more breeds of birds **not** booked for specific breed orders. You may **not** choose the breeds with this package option. We make every effort to provide you with a mix of breeds available on your shipment date.

Minimum 10 for a package. Total order must equal 25.

There are **2 different packages; STANDARD** (Standard) **or ALL BREED** (Standard + Bantam)

10-24:\$9.17 each 25+:\$8.42 each (no guarantee of no. of breeds/varieties)

Did you know that a rooster will breed up to 40 times daily? For happy hens keep your roosters to a ratio of 1:8 - 10 hens

GAME BIRDS

PHEASANTS AND GUINEA FOWL ARE SOLD UNSEXED ONLY
 Services are not available for Game Birds

TEMPERATURE: Guineas and Pheasants should be kept at 35°C - 38°C (95°F - 100°F) for the first two weeks, measured at chick height, away from all heat sources in the coldest area of the brooder that the birds can go. Reduce heat by 3°C (5°F) per week after the first two weeks. Changes in temperatures must not exceed more than 2°C (4°F) per day.

FEED: Game birds require a 25% - 28% high protein starter for the first 8 weeks. Switch the birds to a 20% - 26% game bird grower feed from 8-16 weeks of age, then further reduced to a 16% layer ration thereafter.

WATER: Use mini drinking bowls to prevent chicks or keets from getting into the water. Provide 1 waterer per 70 birds for a maximum of 7 waterers in the brooder. The waterers should be placed in close proximity to the heat source. Clean your waterers and provide fresh water daily.
NOTE: *If the birds are not able to find feed and water they will either starve out or their growth will be stunted from malnutrition.*

BEDDING: We recommend using large wood shavings which generates less dust and lowers the risk of developing mold. Do not use fine wood shavings, straw or poultry peat moss. Bedding should be at least 2 - 4 inches thick, as lack of bedding will cause leg problems. Additionally, we recommend to spread hydrated lime on the clean ground. During the first week, take out any wet spots every 3 days and top dress. Completely change as needed.

VENTILATION: Good ventilation is essential to prevent damp bedding that can result in chilled birds. Proper heat and ventilation balance is necessary for adequate air movement to minimize smell and provide low humidity, while keeping the birds comfortable and warm.

LIGHTING: Consistent low lighting is important to help decrease starve-out, and allows young chicks and keets to find food and water. Lighting should be dimmed after the first seven days as game birds then tend to become very aggressive and cannibalistic.



CHINESE RINGNECK PHEASANTS

- The most loved of the meat pheasants in this part of the world
- Hardy birds adapt well to the wild
- Used primarily for stocking and hunting
- Popular due to their good taste and fine looks
- Should be butchered at 22 weeks and will weigh 1.5 - 2.5 lbs live weight



GUINEA FOWL

- Unique birds that are highly social and very vocal
- Low maintenance and provide excellent pest control
- Highly alert and will sound the alarm in case of predators
- Excellent layers providing up to 100 eggs in a season
- Eggs have thick shells and high protein content
- KEETS are Guinea fowl that are younger than 12 weeks.

Price per Pheasant chicks or Keets:

30-59: \$6.87 each 60-89: \$6.67 each 90 or more: \$6.47 each

Minimum of 30 Pheasants/Keets on select hatch dates only.

30 Pheasant or Keets: \$206.10 plus shipping

Call or check our website for 2025 hatch dates

HATCHING EGGS:

FOR PICK UP IN SASKATOON OR SHIPPED WITH CHICKS ONLY

For those of you that would like the joy of seeing new life as it emerges, we can supply a few types of hatching eggs.

You can pick them up at the hatchery, or we can ship fresh eggs to you **by mail**, but they **must be with an order of chicks**.

While we will ensure that we ship eggs with high fertility, due to the nature of hatching eggs **we cannot be responsible for how they hatch**.

Additional freight charges of \$10.60/dozen apply.

CHICKEN EGGS: \$32.86/dozen

(Broiler, White egg layer, Brown egg layer, Rhode Island Red, Red Rock Cross or Red Sussex Cross)

TURKEY EGGS:

White Turkey **\$62.64/dozen** Bronze Turkey **\$87.48/dozen**

Only the breeds listed here are available for hatching eggs

Additional charges may apply if a confirmed order is changed or cancelled

TURKEYS

TURKEYS SOLD AS UNSEXED ONLY

10 turkeys can be shipped with chicks to make a minimum of 25 total in the same box, or 20 turkeys shipped on their own. *We cannot guarantee orders of less than 10 turkeys.*

HEAVY WHITE

- Excellent performance record
- Superior feed conversion
- High livability and splendid conformation
- Rapid growth with high meat yield
- Hens may grow up to 18 lbs at 16 weeks
- Toms may grow up to 40 lbs at 20 weeks



ORLOPP BRONZE

- Heirloom turkey
- Beautiful and natural feathering
- Impressive growth rate
- Exceptional quality and taste
- Great for free ranging farms
- Hens may grow up to 23 lbs in 20 weeks
- Toms may grow up to 40 lbs in 20 weeks

MINI CLASSIC

- Developed to offer the marketplace a smaller alternative turkey
- Thrives in specialized or free range operations
- White feathering makes for easier pucking
- Small, stocky, and robust size that offers big advantages
- High quality, succulent taste and appealing table presentation



ARTISAN GOLD

- Small in size and slow growing
- Thrives in free range environment
- Black feathers, unique colouring in face and feet, long black legs, and a pronounced beak.
- Offers a robust, gamey taste that is exotically different from traditional turkeys currently on the market

White Turkey				
Each: 1-9:\$13.01	10-24:\$10.01	25-49:\$9.51	50-99:\$9.26	100+:\$9.06
Orlopp Bronze Turkey				
Each: 1-9:\$17.50	10-24:\$14.50	25-49:\$14.00	50-99:\$13.75	100+:\$13.55
Mini Classic				
Each: 1-9:\$14.08	10-24:\$11.08	25-49:\$10.58	50-99:\$10.33	100+:\$10.13
Artisan Gold				
Each: 1-9:\$18.17	10-24:\$15.17	25-49:\$14.67	50-99:\$14.42	100+:\$14.22

SERVICES

Marek's Vaccine (M): Available for Standard chicken breeds only	\$23.00 Min.	add 23¢ per bird over 100
Coccidiosis Vaccine (C): Available for Standard chicken breeds only	\$23.00 Min.	add 23¢ per bird over 100
Beak Treatment (BT): Available for Standard chicken and turkey breeds only	\$26.00 Min.	add 26¢ per bird over 100
Shipping: \$44.00 Min.	add 44¢ per bird over 100	Shipping by Air: actual cost plus +\$25 handling

Marek's Disease: Marek's disease is a highly contagious viral disease of poultry caused by a herpes virus. Generally, chickens under 16 weeks of age are most often affected. Chicken "dander" spreads the disease but the virus is also excreted in the saliva and enters the body through the respiratory system. Biosecurity is essential to control and help prevent the spread of disease. Although no treatment is available, vaccination of day old baby chicks is the most dependable way to prevent the disease.

Coccidiosis: Coccidiosis is a common and often deadly disease caused by protozoa (a single celled organism) called coccidia. Symptoms may include diarrhea, weight loss and malnutrition leading to death. The protozoa attaches itself to the intestinal lining of poultry, preventing the absorption of nutrients. Chickens are susceptible to at least 11 species of coccidia, and spread the disease predominantly through their feces but it can be spread by rodents, insects, people and even through the air. Young chickens (under six months of age) are most susceptible to the disease since they haven't had time to develop a natural immunity. Prevention is key and is achieved with use of anticoccidials or vaccination. For the vaccine to be effective, chicks must have access to their droppings.

NOTE: Immucox is an alternative to medicated starter. If you should accidentally feed medicated starter in the first 4 weeks, do not stop as the anticoccidial drug in the feed will have killed the vaccine.

Beak Treatment: *****NOT AVAILABLE FOR TURKEYS***** Beak treatment is administered by trained technicians. The upper and lower tip of the beak (about 1/3 of the beak) is trimmed. Sometimes this may take up to several weeks to notice. This is an effective method to help prevent damage that can be caused by picking in chickens however, it does not prevent the picking from happening. (visit our website on cause and prevention of picking).

THINGS TO NOTE

- Orders for shipping must have a minimum of 25 chicks (for warmth) or 20 Turkeys or 25 if the two are combined.
- We recommend Marek's vaccination for all layers.
- Coccidiosis vaccine is recommended if you do not wish to feed medicated feed (i.e. containing an anticoccidial medication). Be sure you can purchase unmedicated feed locally.
- 35 chicks is a difficult number to ship! We recommend 25/30/40 or more. This is a warmth issue!
- Additional charges may apply if a confirmed order is changed or cancelled.
- Should we offer to ship your birds earlier due to a surplus, be sure you are ready before you accept a change.
- We ship Canada wide provided the chicks can arrive in a timely manner. Shipments by air are charged actual cost of the flight, plus \$25.00 for handling.

How do the chicks survive in transit?

The remarkable egg yolk supplied by Mother Nature is absorbed by the chick just before it hatches, supplying it with enough nutrition to go up to 72 hours without food or water. This enables us to ship chicks safely with 100% live arrival guaranteed (excludes extras). With the addition of an electrolyte jelly, we are successfully able to ship to almost any point in Alberta, British Columbia, Saskatchewan and some of Manitoba, through the post office. If you do not have a chick agent in your area, we can ship direct to you, do not hesitate to give us a call. Some areas are more difficult to reach: we will do our best to ship chicks to a town as close to you as possible, safely and at a very reasonable rate. If you have any questions on delivery, give us a call at 1 306-242-1033.



MAKING YOUR OWN FEED

- 1.) Use commercially produced starter ration as recommended on page 5
- 2.) When switching to your own feed, do so by mixing the starter (after the recommended period for starter) over a period of 4 - 7 days.
- 3.) Mix your milled grains with 35% poultry supplement as indicated in points 4 & 5. If your birds have NOT been vaccinated against Coccidiosis or ARE NOT to be butchered within 2 weeks use medicated poultry supplement...i.e. containing an ionophore antibiotic.
- 4.) Combine milled grains in the following proportions:

Barley	0-15%	(hard for birds to absorb)
Oats	0-25%	(up to 25 lbs for 100 lbs of feed)
Wheat	65-100%	(up to 75 lbs for 100 lbs of feed)
- 5.) Add 35% poultry supplement (PS) to your grain:

Grower for layers:	14 lbs PS + 86 lbs grain = 100 lbs of feed
Laying ration:	25 lbs PS + 75 lbs grain = 100 lbs of feed
Grower for Broilers:	18 lbs PS + 82 lbs grain = 100 lbs of feed
Grower for Turkeys :	33 lbs PS + 67 lbs grain = 100 lbs of feed
- 6.) For best tasting meat, feed milled grain without poultry supplement for 2 weeks prior to butchering.

FREQUENTLY ASKED QUESTIONS

HOW DO I KNOW IF THE TEMPERATURE IS RIGHT?

Always use a thermometer in the brooder! Measure the temperature away from all heat sources, at chick height, in the coldest area the chicks can go.

Start your brooder lamp 18" (45 cm) from the floor and raise it according to your chick's age/comfort. Night time temperature lows could be deceiving you! Have some form of supplementary heating in your brooding facility. Ambient room temperature should be 24°C (75°F).

Chicks are too cold: The cold chicks may huddle or "bunch" around the heat source or just huddle where they are. They may look lethargic and will be less active or peeping very loudly - they are too cold! These chicks are struggling, and diverting energy that should be used for growth and development to maintain body temperature.

Chicks are too hot: The chicks may be keeping to the outer edge or spreading their wings like a helicopter or panting or a "chirping" distress sound may be heard - they are too hot! Adjust your heat source accordingly.

Chicks are comfortable: Your chicks are spread out evenly, running about eating, drinking and peeping calmly. You have it bang on!

WHY DO MY BIRDS HAVE PASTY REAR ENDS?

TEMPERATURE! Pasty rear end often occurs due to early chilling. It is important to remove the paste daily with a warm wet cloth. If your chicks do not recover within a few days, reassess your environment: it may still be too cold. Also consult your veterinarian as to whether to administer an antibiotic in their water to prevent an opportunistic bacterial infection. If you are growing your birds organically, your temperature control is even more critical.

MY CHICKS WERE FINE AND STARTED DYING AT 4 DAYS OF AGE ALL OVER THE PLACE?

TEMPERATURE! The chicks have most likely starved out. If they were not warm enough on their first nights, they may have spent too much of the time trying to stay warm and not enough time finding food and water. Ensure you are using a reliable thermometer and adjust your temperature.

MY CHICKS ARE DOING GREAT, BUT MY TURKEYS ARE DYING. WHY?

TEMPERATURE! Turkeys need higher temperature than chickens and should be started at 35° - 38°C (95°C - 100°C). The temperature may be reduced after the initial 2 weeks by 3° (5°F) per week to a low of 21°C (70°F) at night. Always use a thermometer! Check that they are eating and drinking and that their crops are full.

MY TURKEYS HAVE GONE DOWN ON THEIR KNEES!

TEMPERATURE! The birds have gotten chilled and with turkeys it affects their joints. Make sure your bedding is both dry and thick. Straw is not recommended for turkeys. Wet bedding can also lead to staph infections. Increase temperature! Contact your veterinarian immediately as an antibiotic is likely appropriate to minimize further losses! Cold summer winds and lack of proper nutrition can cause crippling even at 4 months.

MY GIANT CORNISH CROSSES WERE DOING SO WELL AND NOW I AM FINDING SOME DEAD ON THEIR BACKS.

They are growing too fast. Heart attacks are identified by the position of the body being found on its back. If they are 3 weeks old, you may change their feed to a poultry grower (this only applies to Giant Cornish Cross.) Place their feeders further apart. Let them finish it all before adding any more. If you can, reduce the number daylight hours they receive and they will sleep instead of eat! Also check feed and water for excess salt content.

MY BROILERS ARE TURNING BLUE IN THE FACE AND ARE STRUGGLING FOR AIR!

They are showing signs of ascites, characterized by fluid collecting around their heart prior to them having heart failure. It can be caused by vitamin deficiencies and/or high levels of salt in water or diet. Prevention would be to follow our recommended guidelines (See page 4) to managing your poultry. Cut down on the number of hours of light and ensure they are on grower not starter feed. Move your feeders further apart to make them get up and move. Be sure they have plenty of space and good ventilation.

WHY ARE MY BIRDS PICKING?

PICKING in poultry, whether young or old, will most often occur if the birds are:

- a)** too hot **b)** too crowded **c)** short of fresh air **d)** lack of protein in their feed **e)** coop is too brightly lit

Once picking starts it is very difficult to stop. Action should be taken promptly when picking is first noticed. Check against the points mentioned above to determine the cause and correct the problem. Darken the coop for birds over 2 weeks of age, add more feeders to eliminate competition, and add water soluble vitamins to the water. A warm, dry, ventilated barn with quality feed and fresh water will minimize your risk of a picking problem developing. If you have switched to your own grains, it may be a nutritional deficiency. Grain lacks several essential vitamins and minerals that is why we recommend feeding a poultry grower supplement or a complete ration. **For laying birds**, we recommend adding curtains to their nest boxes. If the problem continues, beak treatment may be required. If your birds are eating a lot of snacks from your yard: e.g. grass, grasshoppers, table scraps, etc, they may have a protein deficiency. **HYBRID LAYERS REQUIRE 18% LAYER RATION.** Your birds will suffer burn out after 3 months of lay and will begin to eat their eggs and pick if they have not received appropriate feed. Using Vaseline on the picked-on birds behinds will help prevent further injury and allow the area to heal.

WHY ARE MY LAYING HENS EATING THEIR EGGS?

Most egg eating problems are as a result of an inadequate diet. Check their feed. You may also have to darken the coop. **DO NOT** allow your hens to eat the eggs. Pick the eggs 3 times per day or purchase a rollaway nest. Once your hens develop a taste for the eggs, adequate protein will not stop them from this bad habit.

WHY ARE MY CHICKENS LAYING 10 EGGS ONE DAY AND 33 THE NEXT?

Are they on 24 hours of light? This confuses their internal clock. (See page 6 for tips on putting your hens on a lighting schedule). Consistent restricted light allowance will result in consistent lay. They could also be short of protein or be too cold. Maintain your coop at 21°C (70°F), check your feed protein and quality and adjust as needed.

WHY ARE MY CHICKENS STILL LAYING SMALL EGGS?

Check your air and feed quality! Did you grow them on controlled light? (See page 6 for tips on putting your hens on a lighting schedule). Did they come into lay very early? Feed, air, and light all contribute to egg size. Follow our guidelines for starting chicks and continue to maintain your coop at 21°C (70°F).

MY BIRDS ARE BIG NOW AND I LET THEM OUTSIDE. THEY WERE FINE FOR A WEEK AND NOW THEY ARE LOOKING DROOPY.

TEMPERATURE! Was it a cold windy day? Did they get wet? Keep in mind that warm days can still end up in chilly nights.

MY BIRDS RECEIVED COCCI VACCINE BUT I COULDN'T GET ANY UNMEDICATED FEED.

Don't panic - it just means that the cocci vaccine has been destroyed and you must continue to feed the medicated feed as if they had not been vaccinated at all.

SHOULD I VACCINATE MY BIRDS FOR MAREK'S?

Marek's disease affects the nervous system of the infected poultry. It is transmitted by dander and there is no cure. You can potentially lose up to 80% of your birds if infected. Vaccination is recommended for all laying hens.

Congratulations to our winners of the 2024 photo contest!

First Place Winner Featured on the Cover:
Robin with The Family Farm at Meadow Lake, SK

Second Place Winner:
Donna with Muriel's First Egg

Third Place Winner:
Kristen with The Turkeys



**Thank you to all who
who sent in photos!**

ANSTEY HATCHERY PHOTO CONTEST 2025!

We invite you to send us your photos of your birds purchased from Anstey Hatchery!
Email your best photos to CUSTOMERSERVICE@ANSTEYHATCHERY.CA

First Place Prize:

Cover photo on the 2026 catalogue
50% off first order up to \$200.00
plus free shipping!

Second Place Prize:

2026 catalogue inside feature
50% off first order up to \$100.00

Third Place Prize:

2026 catalogue inside feature
25 % off first order up to \$100.00

CONTEST RULES:

Entries must include:

- The photographers First name and location (Town name)
- The breed of the bird(s) in the photo(s)
- Bird(s) in the photo(s) must have been purchased from Anstey Hatchery
- If there is a person in the picture they must be unrecognizable
- Photo(s) must be original content created by the person entering the contest
- Photo(s) must not have been published before and of a good quality data (RAW preferred)

Top 3 photos will be chosen by staff and will receive a prize.
Final results and selection of winners will be the discretion of

Anstey Hatchery Reserves the right to eliminate any photos that do not meet the guidelines, are inappropriate for the category or that are of insufficient quality or size to be published in our catalogue.


REGULATIONS: By entering the contest, you are granting ANSTEY HATCHERY a non-exclusive right to use submitted images in any form for any purpose, including printed materials (such as the annual catalogue), digital marketing, social media and any other use, in perpetuity, without any form of remuneration or permission.

Contest closes November 15, 2025

BROODING EQUIPMENT - SEVEN OAKS MANUFACTURING



BROODER GUARD:
Gives chicks and poults room to exercise but confines them to brooding area. Stops drafts, crowding and piling. Confined area is easily enlarged.
(1235) 35' long, 12" high, **\$15.60**
(1835) 35' long, 18" high, **\$19.30**



BROODER LAMPS:
(bulb not included)
SINGLE LAMP BROODER
(HL-A8) **\$42.10**
with Hi/Low Switch.
(HL-SA8) **\$54.90**
RED BULBS: (2/pkg)
R40/10/2. **\$27.50**



BROODER THERMOMETER:
Extra heavy flanged metal back, white enamel, non-mercury
(614) **\$12.00 each**

Available at half price with the purchase of baby chicks!



4 LAMP BROODER:
Supplies enough heat for 325 chicks or 250 poults. 2 stage thermostatic control turns heat bulbs on/off in stages to distribute even heat at chick level.

Broder *(while supplies last)*
(208-CB) **\$251.50**

Kuhl
(208-C) **\$245.90**



CHICK AND QUAIL BROODER: An electric brooder for baby poultry or quail. Capacity 125 day-old chicks and up to 50 four week olds. Quail capacity-100 to fourth week. Use in any building where temperature does not fall below 60°F. Sliding poly mesh door panels on front and one side. Includes 3 liter poly bottle drinker and 580 cubic inch poly capacity feeder. Both feeder and drinker fill from outside. Brooder has 1/2" PVC coated wire floor. Dropping pan easily removed for cleaning. Thermostatic control, 500 watts. Overall size 32"W x 38"L x 12"H. 110V ac only.
GQF Brooder (0534) \$510.90



NATURAL GAS AND PROPANE BROODER:

Burner is designed to save fuel. Designed to produce heat more efficiently with less gas consumption, due to the unique 2-point infrared heating unit. Infrared rays are produced at the ribbon burner and ceramic and becomes heat only on contact with chicks, litter or equipment. CGA approved. 1000 chick capacity. Galvanized 34" canopy, one piece lifetime ceramic, stainless steel burner. Available in Propane (47JLS) or Natural Gas (47JNS). Each **\$645.50**

FEEDING EQUIPMENT - SEVEN OAKS MANUFACTURING



ASSORTED FEEDERS:

Round Baby Chick Feeder (RBCF) Each.....**\$ 4.70**
20" plastic Flip Top Feeder (FT-20) Each.....**\$ 8.90**
12" Slide Top Feeder (SO-12-S) Each.....**\$ 6.60**
18" Slide Top Feeder, not shown (SO-18-S) Each.....**\$ 8.30**
24" Slide top Feeder, not shown (SO-24-S) Each.....**\$10.40**
24" with reel, holds 3 lbs. feed, 50 chicks. (SO-24) Each.....**\$11.20**
36" with reel, holds 5 lbs. feed, 75 chicks. (SO-36) Each.....**\$38.80**
48" with reel, holds 7 lbs. feed, 100 chicks, not shown (SO-48) Each.....**\$41.20**



GALVANIZED HANGING FEEDERS:

These feeders are designed for easy flow adjustment. Each barrel is taper-assembled and doubleseam sealed to nest for shipping or storing. The heavy dieformed pan has a rolled feed saver lip. Plastic covers are available. A feed cover is an excellent preventative of feed contamination. Designed for easy flow adjustment.

30 lbs. (For 35 Hens, 45 Broilers & 35 Turkeys) (25HF)...**\$52.40**
50 lbs. (For 40 Hens, 50 Broilers & 40 Turkeys) (50HF)...**\$60.50**



PLASTIC QUART JAR:
(P-1QT)...**\$2.90**

FEEDER BASE:
(806)...**\$6.20**



HANGING FEEDERS: TUBE & PAN
Easy to maintain and adjustable to minimize your feed loss.

16 lbs. 30-40 birds. (16-PF)...**\$37.40**
30 lbs. 40-60 birds. (30-PF)...**\$55.70**



FEED SCOOP:
Galvanized scoop.

(6-Q)...**\$25.40**



PLASTIC CHICK FEEDER TRAY

The ideal way to start day old chicks; use for up to 7 days
(FE05)...**\$5.30**

WATERING EQUIPMENT - SEVEN OAKS MANUFACTURING



THE LITTLE GIANT FOUNTAINS

Will work on pressure or gravity systems. Bowl is made of a hard, durable plastic. Only one type of valve is needed for pressure or gravity. Bowls may be interchanged. 3 bowl sizes to choose from. Suitable for chicks, turkeys, poult, ducks and geese.

- 1 KING SIZE FOUNTAIN** (2550)...**\$65.80**
Recommended for large birds, ducks, and geese.
- 2 POULTRY FOUNTAIN** (2500)...**\$62.40**
Large 6½" plastic bowl. Recommended for all poultry.
- 3 BABY CHICK FOUNTAIN** (2525)...**\$54.50**
You can start your baby chicks and turkey poults the first day. This bowl can be used throughout the growing period.

FOUNT BRACKETS

- 4 WALL BRACKET** (2500-BKT).....**\$31.70**
- 5 FREE STANDING BRACKET** (2500-Stand)...**\$38.10**

- 6 USED DRINKING CUPS** - (Various kinds) (4085)...**\$4.00**

PLASTIC FOUNTS

1 liter for 15 chicks, 1 gallon screw base for 50 chicks, 1 gallon wide base for 60 chicks. The wide base is easy to stack and store.

7 Jar: \$2.90	Base: \$2.80	Quail Base: \$2.80
8 Jar: \$5.10	Base: \$5.10	Quail Base: \$7.00
9 Jar: \$4.60	Base: \$5.40	Quail Base: N/A

- 10 POP BOTTLE FOUNT** (PBF)...**\$3.60**

- 11 POULTRY NIPPLES** (Package of 4)

Simply screw into the base of a bucket and you have a hanging waterer! (PPWN-4)...**\$11.30**

- 12 DOUBLE WALL CONE TOP GALVANIZED FOUNTAINS**

Double wall founts are supplied in 2, 3, 5 and 8 gallon sizes- brass spring valve. Vacuum principle, curled edges for rigidity. Suitable for use with day old chicks or poults, and can be used for adult birds.

- 2 Gallon - 150 chick size (D-22)...**\$41.70**
- 3 Gallon - 225 chick size (D-23)...**\$55.20**
- 5 Gallon - 375 chick size (D-25)...**\$64.60**
- 8 Gallon - 500 chick size (D-28)...**\$80.70**

- 13 PLASTIC 3.5 GALLON FOUNT**

Easy to use. Just fill the bucket from any water source, place the plastic base over the bucket and flip fount into an upright position. Easy to clean, can't rust. Needs a strong arm to turn.

- 3.5 Gallon - Pail Only (3PP)....**\$ 9.40**
- Base Only (35PB)...**\$30.00**

- 14 GALLON POLY FOUNT**

Features top fill, a handy valve closure for filling and an easy to clean trough.

- 7 Gallon Poly Fount (7GF)...**\$89.10**
- 5 Gallon Poly Fount (5GF)...**\$76.50**
- 3 Gallon Poly Fount (3GF)...**\$67.20**

- 15 REPLACEMENT PARTS FOR PLASTIC LARGE CAPACITY WATERERS**

Handle...**\$12.85** Seal...**\$8.30** Black Cap...**\$3.60**

- 16 PRESSURE REGULATOR:** 0-10 lbs. (PR-200)...**\$102.20**

- 17 FLOATING DE-ICER**

Keeps waterers ice free even in extreme cold. Thermostatically controlled to cut out at 15°F. 1500 W (while supplies last)

(WP03) ~~\$70.00~~ Special Offer: **\$50.55**

- 18 SUBMERSIBLE DE-ICER**

Safe in plastic, good for pails and founts. Thermostatically controlled.

250W (WP04)...**\$107.00** 500W (WP05)...**\$114.70**

- 19 HANGING WATERERS:**

Chicken Plasson (MK-111)...**\$153.00**
Turkey Plasson (PLA-TD)...**\$183.00**

PLASSON WATERER PARTS



HOVABATOR INCUBATORS - SEVEN OAKS MANUFACTURING

1588



INCUBATOR MODELS:

- The Genesis - Electronic Thermostat LCD Display (1588)...**\$263.00**
- 12v Circulating Air Incubator with 2 small windows (2365)...**\$172.80**
- 110v Window Top Turbofan circulating air incubator (1583)...**\$198.40**

- Auto Egg Turner 41 chicken, 120 quail eggs. (1610) comes with universal and quail racks...**\$93.80**
- Auto Egg Turner 41 chicken eggs. (1611) universal racks...**\$71.50**
- Auto Egg Turner 12-16 goose eggs. (1614)...**\$82.30**

1583



2365



HOVA-BATOR INCUBATORS

Extremely reliable and easy to use! Simply plug it in, add water and eggs, and enjoy consistently great hatches. Each model comes with a plastic, easy to maintain liner. Turners are available to hold 41 large chicken eggs, 16 goose eggs or 120 quail eggs. This is a must for any bird enthusiast.

WHILE SUPPLIES LAST

Visit www.gqfmfg.com for more details

REPLACEMENT PARTS FOR HOVABATORS:

12 Volt adaptor for electronic Hovabator	(1735)	\$ 51.30
Bottom with Liner	(1766)	\$ 40.40
Plastic Liner Only	(1765)	\$ 16.30
Plastic Grid Floor	(1649)	\$ 13.50
LCD Thermostat for 1588	(1781)	\$123.10
Heater/Fan for 1588	(1749)	\$ 77.90
Turner Motor	(1655)	\$ 48.80
Thermostat Microswitch	(3006)	\$ 18.40
Thermostat Switch with Wafer	(3122)	\$ 45.10
Wafer with Adjustment Screw & Bracket	(3007)	\$ 19.90
Plastic Thermometer	(1825)	\$ 10.00
Indicator Light	(3017)	\$ 10.80
Turbo Fan Complete	(2364)	\$ 65.10
Power Failure Alarm	(8380)	\$ 40.30
Replacement Turner Racks - Set of 6		
Quail	(1686)	\$ 26.00
Universal	(1696)	\$ 24.50

SPORTSMAN INCUBATOR / HATCHER SEVEN OAKS MANUFACTURING



ACCESSORIES:

Auto Humidity Kit for Sportsman	(3030)	\$ 96.10
Pheasant Egg Rack	(0245)	\$100.10
Universal Egg Rack	(0246)	\$124.30
X-Large Egg Rack	(0248)	\$106.00
Quail Racks	(0243)	\$102.50


REPLACEMENT PARTS FOR THE SPORTSMAN:

Turner Motor	(3022)	\$121.70
Electronic Thermostat	(3255)	\$171.70
Heating Element (complete)	(3015)	\$ 39.40
Turner Timer & Switch (excluding bracket)	(3023)	\$ 58.20
Fan Motor	(3012)	\$145.60
Wicks, set of 2 for Dial Hygrometer.	(3020S)	\$ 4.80
Toggle Switch	(3025)	\$ 17.80
Egg Turner Complete	(3021)	\$310.00
Power Failure Alarm	(8380)	\$ 40.30
Heating Element alone	(3014)	\$ 15.00
Fan Blade	(3016)	\$ 17.95
Spare parts kit: Includes Thermostat Switch (complete) and Turner Timer & Switch Mechanism		
	(3076)	\$106.50

The **1502E SPORTSMAN** incubator offers an accurate digital thermostat with LCD display of temperature and humidity. An on-board computer monitors systems and the environment every second to keep itself updated and to share this data with you. Electronic egg turning control, audio/visual indicators and a standard easy view door highlight a number of standard features. This is a complete incubator and hatcher. In addition to having three automatically turned racks, it has a hatching tray in the bottom of the incubator. (1502E)...**\$1,577.60**

The **1550E HATCHER** is designed to allow for the best hatching conditions. Unlike setting incubators, hatchers usually operate at slightly different temperature and humidity settings to obtain optimum hatch. It can be used to set eggs, but each egg will have to be turned by hand. For small chicks such as quail, each hatching tray comes with a tray cover except for the bottom drawer. An on-board computer monitors systems and the environment every second to keep itself updated and to share this data with you. (1550E)...**\$1,480.90**

TOOLS TO HELP YOU MONITOR YOUR HUMIDITY





Digital Hygrometer Thermometer (3520)...**\$43.50**



Dial Hygrometer (3018)...**\$50.00**

EGG LAYING EQUIPMENT - SEVEN OAKS MANUFACTURING



... **ROLL-AWAY NEST**
Hens lay their eggs onto a sturdy wire tray, the eggs then rollaway to a covered compartment. Eggs stay clean and the hens cannot eat or break them. Suitable for all breeds.

1 Wooden 4 Section Front Rollaway (WFR-4).....**\$237.90**
2 Wooden 10 Section Front Rollaway (WFR-10).....**\$475.80**
3 6 Section Plastic Nest, unassembled (P-6HN).....**\$370.90**
10 Section Metal Rollaway Nest, unassembled, not shown (MRF-10-RAW).....**\$740.60**

4 'Seven Oaks' EGG WASH
A chlorinated egg washing compound designed for cleaning eggs in all types of water conditions.

500 g. Non-Foaming egg wash (S-1-500).....**\$9.90**
5 kg. Non-Foaming egg wash (S-1-5).....**\$46.90**
10 kg. Non-Foaming egg wash (S-1-10).....**\$82.60**
20 kg. bag Non-Foaming egg wash (S-1-20).....**\$115.20**

5 EGG BRUSH CLEANER
Fitted with soft foam rubber cushion, removable so that you can replace the sandpaper as required.

Egg brush cleaner, complete (MAK-100) each.....**\$8.40**
Egg brush band refill (MAJ-110) each.....**\$4.40**

6 EGG BOX
15 Dozen, plain no print (EB-15).....**\$2.50**

7 THIRTY EGG FLAT
140 per bundle, fits all size chicken egg (EF-30XL).....**\$42.20**

8 CHICKEN EGG SCALE
A handy scale for grading your eggs(CES).....**\$69.80**

9 ONE DOZEN EGG CARTON - fits all size chicken egg.
Pulp Egg Carton 250/bdl (ECP-12A).....**\$126.20**

10 EGG BASKET
Gather the eggs into the basket and place it directly into the wash water. Using 1 tablespoon of egg soap, run your fingers under the eggs to allow the water to circulate. Wash only the amount of eggs that you can get clean in 3 minutes.
Do not over fill (just over middle) your basket to avoid breakage of eggs.
(2015).....**\$45.10**

11 TURBO EGG WASHER
Washes 10 to 12 dozen eggs in 3 to 5 minutes. Just gather eggs in plastic coated basket and place basket in a tub filled with water & detergent, & connect to air compressor with minimum output of 3 CFM. Compressor not included. Egg washer with basket, heated tub.
(REW-15TB).....**\$557.35**




POULTRY PLUCKER KIT
Build your own cabinet!
 Make your own poultry plucker!
 Kit. Includes 7" diameter steel drum,
 28 rubber fingers, shaft and bearings, 2
 pulleys and V-belt.
 (PP-K)...**\$297.50**
 Motor only. (PP-M)...**\$239.90**
 New Motor with Plucker kit: ...**\$224.90**



POULTRY PLUCKING FINGERS
 Heavy duty rubber fingers.
 3" plucking finger. (PPF-3)...**\$2.40**
 5" plucking finger. (PPF-5)...**\$2.40**



FEATHER-OFF
 A special compound developed to
 aid in removing the feathers
 of chickens, fowl, ducks, geese,
 turkeys and game birds. 340g.
 (F-12)...**\$7.40**



KILLING CONES
 A very practical item for restraint
 at slaughter; prevents bruising of
 wings when birds are prepared for
 dressing. Made from 26 gauge
 galvanized steel.
 Available in two sizes:
 Chicken (D-72)...**\$39.80**
 Turkey (D-73)...**\$67.70**



LUNG REMOVER:
 Turkey (T-LUNG)...**\$95.20**
 Chicken (M-LUNG)...**\$87.50**



POULTRY KILLING KNIFE
 Point is sharp on both sides.
 Overall length 7½",
 Blade length 3½",
 (KK-128)...**\$42.80**

These units make butchering day a breeze! Producing pin free smooth finish in seconds per bird.
These are exceptional tools for the serious enthusiast. Miscellaneous parts may be special ordered at your request.

COMBINATION PRICE: Plucker & Scalders SAVE \$50



THE FEATHERMAN PRO PLUCKER:
 Simply scald chickens, then drop 4 or 5 birds into the tub. In 20 seconds or less the birds will be picked
 clean. No pin feathers, no backache. Capacity: 50 pounds of birds, optimum 30 pounds,
 Tub diameter: 22 inches, Height: 33 inches, Footprint: 25 x 28 inches, Weight: 125 lbs.
 Motor: 1 hp 115 Volts.

Chicken Plucker (PRO-P)...**\$3,680.30**
 Turkey Plucker (PRO-T)...**\$4,619.80**



THE FEATHERMAN SCALDER
 The goal: No pin feathers. Period! The Featherman Scalding unit holds a constant water temperature to help
 you achieve that perfect scald. Made of 16 gauge stainless steel with a 100,000 BTU propane burner,
 temperature control within a five degree range, and sized for four birds at a time (40 gallon), the
 Featherman Scalding unit delivers maximum performance. Drain valve, full protective rim, side-mounted
 chimney and cover tarp are all standard features. One year complete warranty.

Scalding (PRO-S)...**\$3,587.40**



Featherman Manual Dunker with Shackle
 The Manual Dunker with Shackle mounts on the corner and locks into place on the Featherman
 Scalding unit in about 5 seconds. No tools required! The dunking arm pivots left and right, making loading and
 unloading birds easy. Any load of poultry can be neutrally balanced. Adjustable spring tension allows for
 effortless dunking. The up-and-down action aids water penetration to loosen feathers. Shackle can hold
 up to 1-5 broilers of any weight at one time. The Manual Dunker with Shackle combo is also compatible
 with most ducks and turkeys.

Dunker/Shackle (PRODS)...**\$919.20**

Made in USA

POUL-VITE: 100g

A water soluble vitamin powder containing biotin. It is indicated for use in poultry to give chicks and poults a head start (first 4 days), and to supplement chickens and turkeys in cases of reduced food intake. This will supply a good supplementary source of vitamins. (PVITE100G)...**\$7.90**



ELECTROLYTES PLUS: 400g.

A water soluble multi-vitamin and electrolyte mixture for livestock. Helps in stimulating appetite during periods of stressful conditions. (ELP-400G)...**\$20.90**



STOP PICK: 170ML

Help stop cannibalism by smearing Stop Pick on injured birds plus about 10% of flock. It is distasteful to birds. **Contains Cayenne Pepper!** (SP-170)...**\$25.40**

Do not use on open wounds!

Petroleum Jelly is recommended for open wounds; check your light, feed and temperature for the cause of the picking.



VIRKON: The ultimate antiviral disinfectant! This non-irritating disinfectant can be used around humans and animals. 50g. package - mix to 5 liters water. (VK-50)...**\$8.70**
5kg. (VK-5)...**\$301.50**

VIROCID: Highly concentrated, broad spectrum disinfectant. Non-corrosive (5 Liter) (VIR-5)...**\$208.30**



Germe-Zone: 500ml...\$9.40

FOR CUTS, SCRATCHES, ABRASIONS, WOUNDS & BURNS. Germe-Zone is a very effective and beneficial antiseptic application to the skin and semi-exterior mucous membrane for poultry and stock. On cuts and wounds it may be applied full strength and will not injure tissue. An antiseptic wash may be made by diluting one part of Germe-Zone with 25 parts of water.



Doktor Doom Lice Killer:

For use in poultry houses to control poultry lice and exposed stages of Darkling Beetles. Spray roosts, walls and nests or cages thoroughly. This should be followed by spraying over the birds with a fine mist. 550g (DOKDOOM)...**\$37.80**



FOGMASTER TRI-JET 120V (FM-620810)...\$688.10

Maintenance-free, reliable and durable, it continues to serve in or outdoors disinfecting and mitigating odors, controlling mold and mildew, aiding in flood and fire damage restoration, controlling mosquitoes, flies and other insects and many other applications.


Fogmaster's original tri-jet design continues to set the standard against which all others are measured



CHICKEN LEG CATCHER

Catches chickens quietly without danger or exciting hens.

Over size charges apply to mail. (635)...**\$19.10**



FOOT BATH: 24"x32" Rubber Finger Mat. Holds approx. 2 liters disinfectant. Easy to clean. (FBS)...**\$144.10**

MISCELLANEOUS - SEVEN OAKS MANUFACTURING



LEG BANDS: 50 per pack

- Plastic 5/16" Pigeon (2105) **\$13.00**
- Plastic 7/16" Bantam (2107) **\$13.00**
- Plastic 9/16" Leghorn (2109) **\$14.00**
- Plastic 11/16" Heavy Breed (2111) **\$14.00**
- Plastic 3/4" Ducks (2112) **\$15.00**
- Plastic 7/8" Turkey Hens/Geese (2114) **\$16.50**
- Plastic 1" Turkey Toms (2116) **\$17.50**



CHAMPION POULTRY CRATES

Rugged stackable crates stand up to years of use. Holds approximately 20 leghorns, 10 - 12 broilers.

Dimensions: 38"x22.5"x10"

Ships unassembled for economical shipping!

(CRATES-WQ)

- 1-5 pieces, each...**\$80.60**
- 6 or more, each...**\$72.50**



FOUNT BASE HEATER: Thermostatically controlled to keep your water at 50°F. This low power heater is not recommended for outside use in extreme cold. Keep in the chicken coop. Do not use with plastic. (D-112)...**\$117.00**



COOL LITE EGG CANDLER:

Has five foot electric cord. Easy to move over eggs for long periods. Eggs need not be handled.

Please note: brown eggs do not candle well.

(9046)...**\$28.10**



FLY RELIEF DISPOSABLE BAG

Attract and kill flies safely. Special attractants work wonders without the use of insecticides making this product an environmentally safe control. This 1 gallon trap comes with an attractant inside. (GFRT)...**\$16.40**



PEEPERS

WITH PINS: In plastic pouch. 25/pkg (MI03)...**\$12.50**

BEAK GUARDS

WITH PINS: In plastic pouch. 25/pkg. (MI02)...**\$12.50**

PHEASANT HOODS

WITH PINS: In plastic pouch. 25/pkg (MI04)...**\$12.50**

PLIERS: Standard economy plier for use with C-Clips for connecting Peepers, Hoods or netting. (MI06)...**\$38.80**



DISPOSABLE COVERALLS & BOOT COVERS:


It is critical to have good biosecurity even with a small flock!

- Coveralls: (MI18)...**\$7.40** (each)
- Boot Covers: (MI43)...**\$3.80** (pair)

BOOKS FOR EVERYONE

All highly recommended for the young enthusiast!

STOREY'S PUBLICATIONS:		
Illustrated Guide to Poultry Breeds	(BPB)	\$34.95
Guide to Raising Dairy Goats	(BRRDG)	\$34.95
Guide to Raising Rabbits	(BRRMW)	\$34.95
Guide to Raising Turkeys	(BRYOT)	\$27.95
Guide to Better Hatching	(BGBH)	\$16.00
Exhibiting Poultry for Pleasure	(BEP)	\$19.45
Pocketful of Poultry	(BPP)	\$14.95
The Chicken Health Book (out of print)	(BCHHB)	\$34.95
Reinventing Chicken Coops	(BRCC)	\$26.95
Chick Embryo Development	(COBB)	\$ 5.00
Your Puppy, Your Dog <i>on sale!</i>	(YRPUPP)	\$10.95
American Standard of Perfection	(B&W)	\$23.75
Anyone Can Build A Whizbang Chicken Scaldler	(BWSPB)	\$34.50
Anyone Can Build A Tub-Style Mechanical Chicken Plucker	(BWPPB)	\$31.50
Raising Amazing Chicks(the first 7 days)	(BRAC)	\$24.99



WHILE SUPPLIES LAST



SelfLocking Door Kit & Chicken Guard:
(While supplies last)

CG-COMBI-XSLD...\$352.67

Protect your flock from afar!

Simply install the door in your coop, program the motor, and you're done!

Powered by batteries (4 x AA alkaline) or USB
Dimensions: 13"x13"x4" (In box)

- Programmable timer
- Adjustable light sensor
- Lifts 2kg/4lbs
- Extra powerful motor
- Fully featured LCD display
- Automatic Stop Feature
- Automatic Door Calibration
- Low maintenance
- Manually open and close
- No complicated wiring



ClearH₂O

Enhance feed intake with AquaBeads®

AquaBeads® are a ready-to-use, 92% moisture gel bead designed for application as a top-dressing to starter feed at the time of placement to accelerate early discovery of feed and water for improved health and growth performance.

Early Discovery of Feed and Water

The sooner hatchlings discover and start consuming feed and water at placement, the quicker their digestive and immune systems will develop and provide a foundation for strong growth.

The key metrics for poultry producers for early performance—7-day mortality, body weight, gut development, disease resistance, overall livability—are positively impacted by proper hydration and nutrition provided by early access to feed and water.

Clearly Better Quality

- **Nutritional Hydration** – Water gel bead enhanced with electrolytes and betaine to provide both hydration and nutrition supplementation.
- **Highly Attractant** – Green color stimulates attraction to hatchlings to accelerate feed discovery.
- **Contaminant Free** – Commercially sterile and independent laboratory tested.
- **Quality Assurance** – Produced in an FDA approved facility with Certificates of Analysis available at www.clearh2o.com.

Clearly Better Convenience

- **Ready-To-Use** – No measuring, mixing, or addition of water needed for easy and clean administration.
- **Packaging** – 34 lb pail (60 pails/pallet)
- **Shelf Life** – 12 months at room temperature. No refrigeration required if unopened.



PRAIRIE LIVESTOCK VETERINARIANS

Our Team is Here to Support your Flock No Matter the Size!

**DR. TERYN GIRARD
DR. HOLLYN MALONEY
DR. HAYLEY BOWLING**

- Poultry Medicine - Vaccination Programs - Small Flock Consults



Red Deer

#1 4940 81st Street
Red Deer, AB T4P 3V3
(403) 314-2216

Lethbridge

3655 18 Ave N Bay 2
Lethbridge, AB T1H 6T2
(403) 942-7423

For more information visit us online - www.plivets.ca

@prairielivestockvets

To:



SASKATCHEWAN

FOAM LAKE
C & C AG SALES
306-272-4455

LOON LAKE
BARB ALBERS
306-236-6956

PARADISE HILL
PARADISE HILL RANCH AND
WESTERN WEAR
306-344-2188

SPIRITWOOD
R-L FEEDS
306-883-2419

WOLSELEY
WOLSELEY HOME AND
BUILDING CENTRE
306-698-2266

INDIAN HEAD
ACE HARDWARE
306-695-2889

CO-OPS:

ARCHERWILL 306-323-2112
ARCOLA 306-455-2393
ASSINIBOIA 306-642-4933
BEAUBIER 306-447-4613
BENGOUGH 306-268-2040
BIGGAR 306-948-2706
CARROT RIVER 306-768-2631
CUPAR 306-723-1200
DAVIDSON 306-567-2013
DYSART 306-432-2221
ESTEVAN 306-637-4330
GOODSOIL 306-238-2044
GRAVELBOURG 306-648-2204
GULL LAKE 306-672-4105
HUDSON BAY 306-865-2288
KELVINGTON 306-327-4442
KINISTINO 306-864-2202
LLOYDMINISTER 306-825-8180
MACRODIE 306-243-2141
MAIDSTONE 306-893-1222
MAPLE CREEK 306-662-2039
MEADOW LAKE 306-236-5371
MOOSE JAW 306-692-2355
MOSSBANK 306-354-2350
NAICAM 306-874-2477
NEILBURG 306-823-4841
NOKOMIS 306-528-2266
NORQUAY 306-594-2215
NORTH BATTLEFORD 306-446-7288
OUTLOOK 306-867-9957
PEEBLES 306-224-4521
PRINCE ALBERT 306-922-2476
RADVILE 306-869-2610
RAYMORE 306-746-5861
ROCKGLEN 306-476-2210
ROSETOWN 306-882-2649
SHELLBROOK 306-747-2122
SPIRITWOOD 306-883-2236
SWIFT CURRENT 306-778-8878
TURTLEFORD 306-845-2162
UNITY 306-228-2624
WATROUS 306-946-5511
WOODROW 306-472-3742
YORKTON 306-783-3601

ALBERTA

LAC LA BICHE
PET AND FARM SUPPLY
780-623-3181

MEDICINE HAT
SOUTH COUNTRY CO-OP
403-528-6609

MANITOBA

BEAUSEJOUR
CRITTER COUNTRY SUPPLY
204-268-3742

MITCHELL
UNGER FEEDS
204-320-9440

PORTAGE LA PRAIRIE
PAWS & GO ANIMAL SUPPLIES
204-240-5222

ARBORG
ARBORG LIVESTOCK SUPPLIES
204-376-5107

IF THERE IS NO DEALER IN YOUR AREA WE CAN MAIL DIRECT TO YOUR NEAREST TOWN